

Sunday Science School brings to you

Home-Based
Science Activity Program
for
"Young Explorers!!"

Pre Junior Level

Age 6 to 8 yrs

**Total Fees
Rs. 5100/-**

(Avail discount of
Rs 300/- if Registered by
7th July 2024

**An early start will
help child scale
new heights!!!**

**Call or send a Whatsapp
for further details**

**9373035369,
9850047933,
8779678709**

Course starting
from 14th July 2024

Last date of Registration
12th July 2024



Over 30⁺ Experiments



Experiment kits will be taken home



17 Activity Kits



19 Sunday program



Activities + Exploration



**Sunday
Science
School**
www.sundayscienceschool.com

For enquiry and registration

www.courses.sundayscienceschool.com

9373035369 / 8779678709 / 9850047933



Know more
about it..

Duration 19 sessions in
6 months span

Eligibility Std 1 to Std 3

Starting from July 14, 2024

Total Fee Rs. 5100.00
(To be paid in 2 installments)

Avail discount of Rs. 300/-
if registered on or before
7th July 2024

Methodology

- SSS annual program starts in July and ends in January. On each Sunday, students understand a new topic and perform activities based on that topic.
- All material needed for activities is given to every child permanently. Study notes on all topics are also given for future reference.
- The program schedule, giving week by week topics and activities, will be shared at the beginning of the program. There will be a few Holidays on occasion of Diwali and other festivals, which will be clearly mentioned.
- Two MCQ type tests will be conducted during the course. Each student will be given certificate of 'Course completion' after final test.

How will the course progress?

- On each Sunday, there will be a session of 1.5 hours at specified location. Facilitator will discuss the topic and then activities will be done by students independently. Facilitator will help students in case of difficulty.
- Ready model or material of experiments will be given to each student on 'take-home' basis.

Experiential Science Learning is the correct learning method at school age.

Endless benefits...

- 🔊 Develops scientific outlook
- 🔊 Enhances brain function & episodic memory.
- 🔊 Heightens appreciation of how science works.
- 🔊 Enhances understanding of scientific concepts.
- 🔊 Builds fine motor skills.

Sunday Science School Pre-Junior Level Program

This level is for young minds of std 1 to Std 3. Children will learn to explore science around them on completing this level. This is the first step in the field of science and world of exploration.

The program is of span of 20 sessions. The wide span of the program helps children to interact with us more frequently, so their knowledge sphere expands.

This will be a program that stands out on its uniqueness of material based Activity support, that no other program gives in India !!!

Salient features of SSS Pre Junior Level


- ➔ SSS Pre - Junior level for Academic Year 2024-25 is designed differently with new topics and experiments.
- ➔ The topics chosen are carefully selected covering maximum basic concepts from different subjects of Science and also keeping in view, topics of interest and curiosity at this age.
- ➔ Activities are selected which will explain science around us. Children will find these activities very interesting and exciting.
- ➔ Objective type "QUIZ" based on the topics of the course will be conducted Two times during 20 week program. Students will solve these tests to assess their understanding of the topics discussed during SSS sessions. This will be useful for SSS team (and parents) to assess students for their understanding of science.
- ➔ To summarize the program, it will have multiple benefits to the students -
 - ➔ Child will be exploring different science concepts through experiments.
 - ➔ Child will understand and explain science of the topics.
 - ➔ Habit of Experimentation is developed at young age

What is Sunday Science School?

Sunday Science School has developed different Academic year-based programs for students to explore Science by doing it and thereby enrich their knowledge sphere. The concept is promoted and nurtured by people, who are active for over 30 years, in development of products and content for "Hands-On Science" for children.

The programs are based on experiential learning, which fosters an environment of accelerated learning through self-discovery and participation.


Our attempt is to give children Science Activities to engage them intellectually and physically. The goal is not necessarily to create Scientist but to create civilized citizens with scientific outlook, who apply their Brain to the problems and use scientific approach to find solution.



Day 1

Fun with Magnets

- ▶ What are magnets ??
- ▶ Repulsion between magnets
- ▶ Attractive force between magnets
- ▶ Magnetic message holder making
- ▶ Magnetic top making
- ▶ Magnetic doll making



Stethoscope and Music

Day 2

- ▶ Making a stethoscope
- ▶ Checking heart beats
- ▶ Music using straws
- ▶ Making Panpipe using straws
- ▶ Working of drum
- ▶ Changing pitch using tube

Day 3

Open Sesame

- ▶ Illusion Tops
- ▶ Mixing Colours
- ▶ Inverting Top
- ▶ Challenging Pyramid Puzzle
- ▶ Balloon Boat Making
- ▶ Kaleidoscope
- ▶ 7 coloured top



Day 4

● Colour Shadows + Jumping Colours


- ▶ What are shadows ??
- ▶ Are all shadows black ??
- ▶ Creating colourful shadows
- ▶ Understand colours and mixing
- ▶ Make many colours using only 3 colours



Day 5

● Comeback Roller and Fountain


- ▶ What is air pressure ?
- ▶ Air creates fountain in bottle
- ▶ Energy in stretched elastic
- ▶ Making a come-back roller
- ▶ Working of both the models



Day 6

● Phases of the Moon


- ▶ Prepare Earth model
- ▶ Know how Day and Night occur on the Earth
- ▶ Make Earth - Moon model
- ▶ See phases of the Moon using the model



Day 7

Persistence of Vision

- ▶ Know about animation
- ▶ Learn about persistence of vision
- ▶ Make a thaumatrope
- ▶ Make a zoetrope
- ▶ Make a hologram



Merry Go Round

Day 8

- ▶ What is circular motion ?
- ▶ What is motor
- ▶ Rotating fan using motor
- ▶ Making base for Merry-go-round
- ▶ Making motorized model
- ▶ Decorating the model

Day 9

Fun with Biology

- ▶ Know facts about our body
- ▶ Understand human bones and joints
- ▶ Have fun with magnetic skeleton
- ▶ Check your lungs' capacity



Day 10

Fun Test Day



Day 11

● Make your own Clock


- ▶ Learn about time and how to read it
- ▶ What is AM and PM ?
- ▶ Make actual working clock
- ▶ Decorate your clock



Day 12

● Table Fan


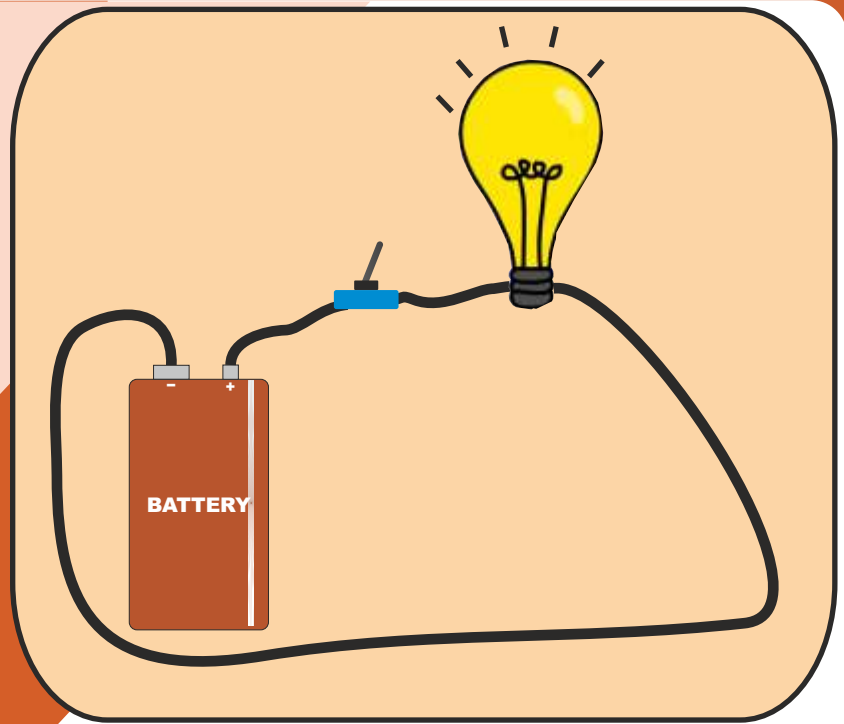
- ▶ Know about motor
- ▶ Understand importance of switch
- ▶ Know about home appliances
- ▶ Make a working table fan model and feel cool on a sunny day !!



Day 13

Night Lamp

- ▶ Understand about electricity
- ▶ Know different sources through which electricity is generated
- ▶ Make a simple circuit
- ▶ Make your own night lamp



Solar Conversion

Day 14

- ▶ What is energy ?
- ▶ Understand forms of energy
- ▶ Make the motor spin with solar panel
- ▶ Change the connection and see how motor spins in other direction

Day 15

Hydraulic Jack


- ▶ Know working of Syringe
- ▶ Connect 2 syringes and apply pressure
- ▶ Assembly of Jack
- ▶ Lifting a weight with the jack
- ▶ Fill the syringe tube with oil and lift the weight



Day 16

Motor Boat

- ▶ Understand how a boat so heavy can sail on water
- ▶ Make a motorized boat
- ▶ The boat sails on water as the fan fitted on motor starts rotating



Flying Objects

Day 17

- ▶ How do planes fly ?
- ▶ Have fun with Flick Disk
- ▶ Hoop Glider
- ▶ Fly a flier
- ▶ Make a plastic plane and have fun flying

Day 18

Infinite Street Lights

- ▶ Image in mirror
- ▶ Multiple reflections using 2 mirrors
- ▶ Change angle between mirrors and check the number of images
- ▶ Make infinite Street Lights' Model





Fun Test Day

Our Vision

Our vision is to inculcate habit of experimentation in young minds at formative age and to imbibe scientific thinking in them. This is possible through 'hands-on' science activities from young age. They develop scientific attitude and enhance qualities like Curiosity, Observation skills, Analytical approach, Problem solving techniques, Creativity and Patience.

Science is mostly taught in didactic way in our country, which results in children either fearing the subject or adapting to rote learning to secure marks. Our vision is to make children aware that science should be understood through active learning, experimentation and observation. Students should know and understand that science is a way of life and not just a subject.

KUTUHAL Group

"KUTUHAL" group is working actively for promotion of science and math activities through indigenously designed DIY kits since 1994. It has always strived to add to the joy of learning.

Our group, through its pioneering company, "KUTUHAL Science Activities Pvt Ltd" designs and manufactures science activity kits for students since 1994.

Sunday Science School...

Sunday Science School, a company to facilitate "hands-on" science activities for students and teachers was formed in 2010.

Sunday Science School has designed "hands-on" science programs ranging from 1 hour science activities to academic year-long programs.

SSS has also launched syllabus mapped activities for standard 3 to 10. All such "hands-on" programs are designed with activity kits and experimentation material given to students on take-away basis.

Sunday Science School

- ☞ **Sunday Science School - Pre Junior Level is a 'hands-on' Activity program of about 20 sessions of 1.5 hours each.**
- ☞ **Students studying from 1st to 3rd std can enroll for this program.**
- ☞ **Different topics in science are discussed and students perform activities based on these topics.**
- ☞ **All models and experimentation material are given on 'take-home' basis. This Creates a small Lab at home.**



Head office

Sunday Science School

129/2/1, Second floor, G.B. Complex,
Near Warje flyover, Warje, Pune-411 058.

Contact: 9373035369, 9850047933

Web: www.sundayscienceschool.com,

Email: info@sundayscienceschool.com



Follow us on

